

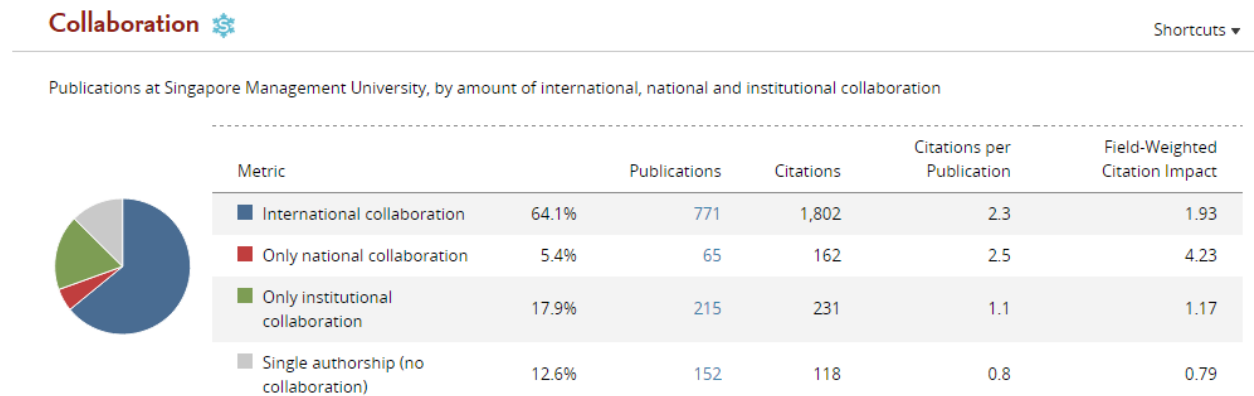
FIGURE 14.1 Navigation of Overview

EXAMPLE 1:

Step 1: Select an “entity” – an individual institution;

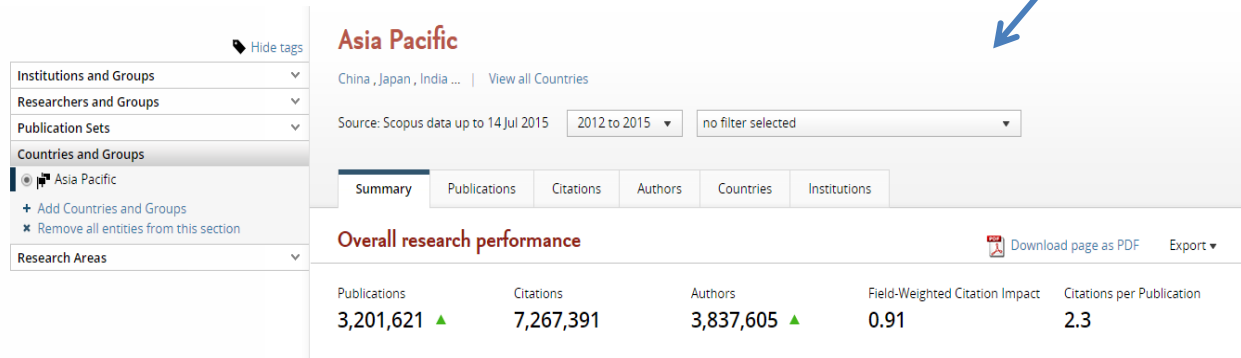


Step 2: Choose among summary information, publications, citations, authors, collaboration or competencies for that entity. Example shows Collaboration



## EXAMPLE 2: Countries and Groups

Step 1: Select an entity – a pre-set group of countries. You may also choose a subject



The screenshot shows the Scopus interface for the 'Asia Pacific' entity. On the left, a sidebar lists various categories: 'Institutions and Groups', 'Researchers and Groups', 'Publication Sets', 'Countries and Groups' (selected), and 'Research Areas'. Under 'Countries and Groups', 'Asia Pacific' is selected, with options to '+ Add Countries and Groups' and 'x Remove all entities from this section'. The main content area displays 'Overall research performance' for 'Asia Pacific' (China, Japan, India...). The data is as follows:

Publications	Citations	Authors	Field-Weighted Citation Impact	Citations per Publication
3,201,621 ▲	7,267,391	3,837,605 ▲	0.91	2.3


Additional options include 'Download page as PDF' and 'Export'.

Step 2: Select Institutions. This is the place where you can get a list of Asia – Pacific universities sorted by output. Export the file. Once exported, you can re-sort by field-weighted citation impact, the recommended metric for measuring quality.

## Institutions in Asia Pacific

Export ▼

There are 1,637 Institutions in Asia Pacific:

Institution	Publications ▼	Authors	Field-Weigh ▼
1.  Chinese Academy of Sciences	57,981 ▲	58,285 ▲	1.10
2.  Tsinghua University	39,555 ▲	27,092 ▲	1.29

EXAMPLE 3: Select countries and a specific subject - Business, Management and Accounting  
China dominates the region in number of publications in most fields but note that Hong Kong, number 8 in output, has more citations per article

**Countries in Asia Pacific** 2012 to 2015 Business, Management and Accounting Export

39 of the 56 Countries in Asia Pacific have publications within Business, Management and Accounting (2012 to 2015):

Country	Publications	Authors	Citations per
1. 🇨🇳 China	14,619 ▲	26,648 ▲	1.2
8. 🇭🇰 Hong Kong	2,809 ▲	2,249 ▲	2.9